

Start



body



head



eyes



ears




mouth



wings

1 2 3

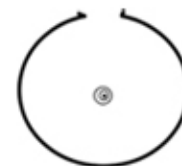
Make a Monster



legs



belly button



tail



arms



horns



antennae



feet



teeth



hands



hair





# Make a Monster

This game can be played in groups of 2-6.

Playing the game in pairs, to create the monster with a partner will make the game go faster.

## How to Play:

1. Roll one die. The person with the highest number begins.
2. Move the number of spaces shown on the die.
3. Draw the body part you land on.  
For example: You land on eyes  .  
Choose the number of eyes - 1, 2 or 3.   
Choose the colour of the eyes.
4. Now the player to your right takes a turn.
5. Keep going around the board until center time is over.
6. Give your monster a name that describes him or her.  
(Smiley, Wonky, Fuzzy Wuzzy, etc.)
7. Tell a story about your monster!

This game works best as a cooperative activity with the group or partnership working together to create one monster. Hang the pictures in a Monster Art Gallery.